

nevadDOR™

FIRE-RATED DOORS



We Keep
You Safe

Structure

Door



Ironmongeries Set



- A** High Pressure Laminate
- B** Plywood
- C** Fire proof board



1. Lever Handle



2. Mortise Lock Case



3. Cylinder



4. Stainless Steel Hinge



5. Door Closer



6. Door Selector (Double leaves only)



7. Rebated Parts (Double leaves only)



8. Automatic Bolt (Double leaves only)

St Guchi	Product	1HR Single Leaf (Metal Frame)	1HR Single Leaf (Timber Frame)	1HR Double Leaf (Metal Frame)	1HR Double Leaf (Timber Frame)	2HR Single Leaf (Metal Frame)	2HR Double Leaf (Metal Frame)
Hinges	SGDH-753525-SS	3 Hinges	3 Hinges	6 Hinges	6 Hinges	3 Hinges	6 Hinges
Lever Handle	SGLHR-2104-SS				✓		
Mortise Lock	SGML-856000/SS				✓		
Cylinder	SGEP-S3535				✓		
Door Closer	SGDC-523	✓	✓	✓	✓		
	SGDC-536					✓	✓
Door Selector	SGDC-01			✓	✓		✓
Door Fitting Accessories	SGDB-600 Auto Flush Bolt			✓	✓		✓
	SGRP-3/240 Hollow Rebated Part			✓	✓		✓
	SGRP-Striker Plate Mortise			✓	✓		✓
	6085 Rebated Part			✓	✓		✓

Why Nevador?

Nevador plays a crucial role in life-saving measures by effectively slowing down the spread of fire. We provide high-quality fire door solutions that comply with all essential building regulations, suitable for both commercial and residential applications


Key Features;

- Approved by Bomba Malaysia
- 100,000 cycles tested with the Malaysia standards on doors and approved St Guchi ironmongeries
- Burn test up to 1000°C
- Suitable for high rise residential and commercial building



Solid Core


Our doors were built to last and will need less maintenance than its hollow-core counterparts. Solid-core doors are also more fire resistant than hollow-core doors and could potentially isolate fire.



Face finish covers edge lipping

Concealed Lipping

Concealed lipping offers both aesthetic appeal and functional advantages, making it a popular choice for homeowners and designers looking to optimize the look, safety, and longevity of the doors.

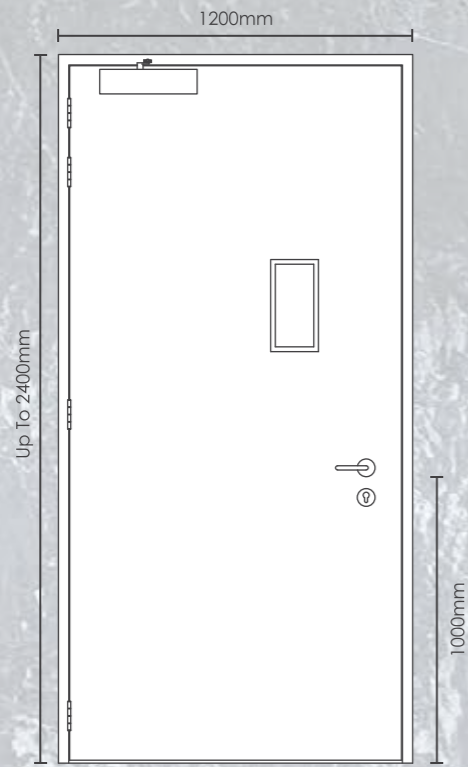


4 sides concealed

4 Sides Concealed Fire Seal

Four-sided concealed fire seal on a door provides vital fire containment, smoke control, and enhanced fire resistance by creating a tight barrier around the door, preventing the spread of flames, smoke, and toxic gases during a fire outbreak.


Door Specification



1 Hour Fire Rated Door

1 Hour Rating – Single | Double Leaves

Door Density 690kg/m ³	Vision Panel Round, Rectangle
Max. Door Width 1200mm (single) 2400mm (double)	Door Lipping ABS, Timber
Max. Door Height 2400mm	Door Finishes Plywood, Veneer, HPL, EG Steel
Door Thickness 45mm	Door Frame 1.2mm Electro Galvanized Steel, Timber Hardwood
Door Core Solid Core	Door Weight 70kg± 40kg±

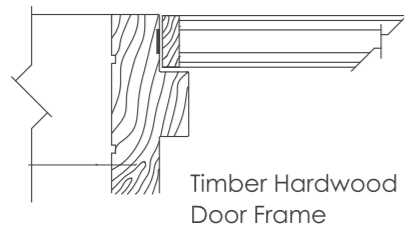


2 Hour Fire Rated Door

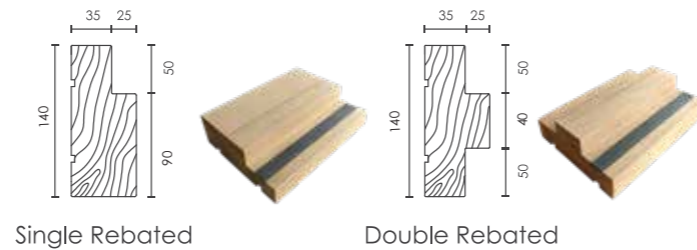
2 Hours Rating – Single | Double Leaves

Door Density 780kg/m ³	Vision Panel Round, Rectangle
Max. Door Width 1200mm (single) 2400mm (double)	Door Lipping Metal Capping
Max. Door Height 2400mm	Door Finishes Plywood, Veneer, HPL, EG Steel
Door Thickness 50mm	Door Frame 1.2mm Electro Galvanized Steel
Door Core Solid Core	Door Weight 80kg± 160kg±

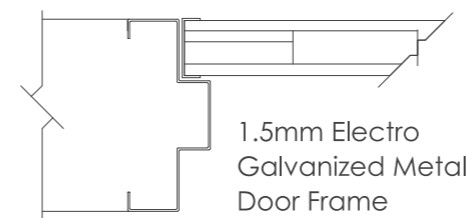
DOOR SECTION



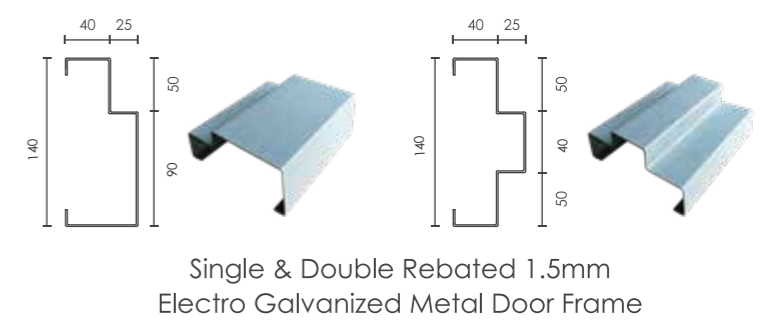
DOOR FRAME



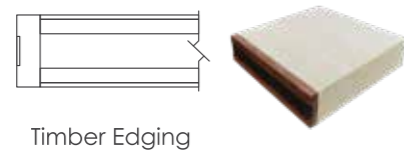
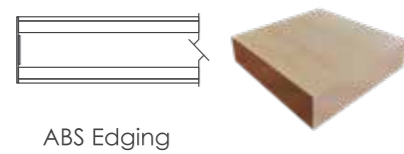
DOOR SECTION




DOOR FRAME



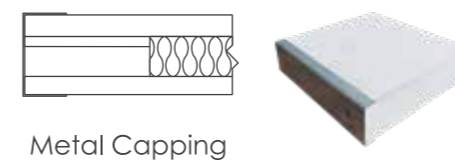
DOOR LIPPING



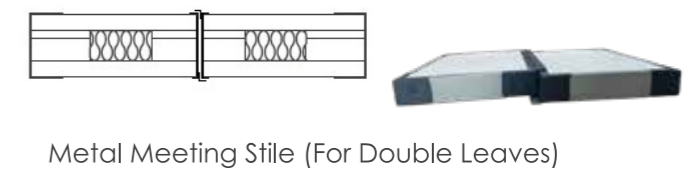
MEETING STILE



DOOR LIPPING



MEETING STILE



Door Design



RPC4243R - CHARCOAL
LINEN



RWT2818W - NOCA NUSSBAUM
GROOVE LINE WITH WHITE




RPR4127R - URBANO
TERRAZO



RPC4122R - TINOS TRAVERTINE



RWA2169R - LIGHT SALT LAKE
OAK




RWL2348R - GOLDEN TEAK
ALUMINIUM INLAY



RWA2201R - SESSILE OAK
GROOVE LINE WITH BROWN



RWT2807W - CLARO WALNUT
BRASS INLAY



RWG2503R - NATURELE LOIRE ASH
GROOVELINE WITH BROWN PAINT



RPV4414R - DELUXE BLACK
BRASS INLAY



RWR2903R - KELLOGG OAK
ALUMINIUM INLAY



RPE4130R - GRANITO NERO

* Please contact our sales personnel for more design options